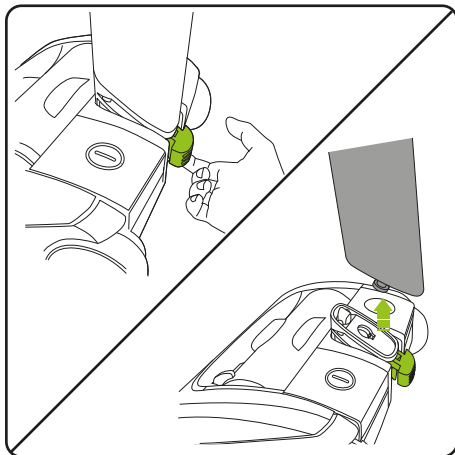
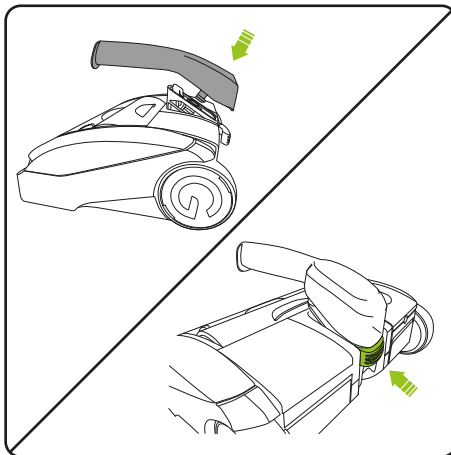


## Speed Cleaning Kit instructions

## 1. Speed clean handle

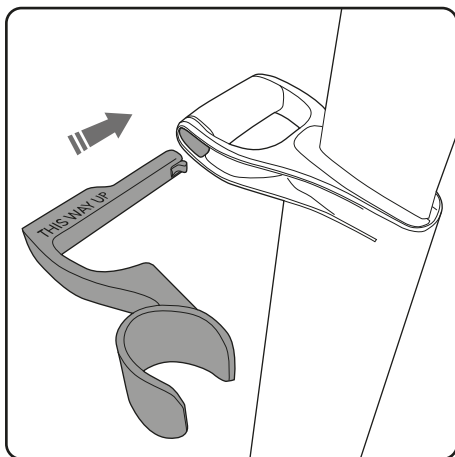


Remove the AirRAM handle by pulling out the green locking clip (at the base of the lower handle) until you feel it come loose. It should not be removed completely as it remains part of the lower body assembly.

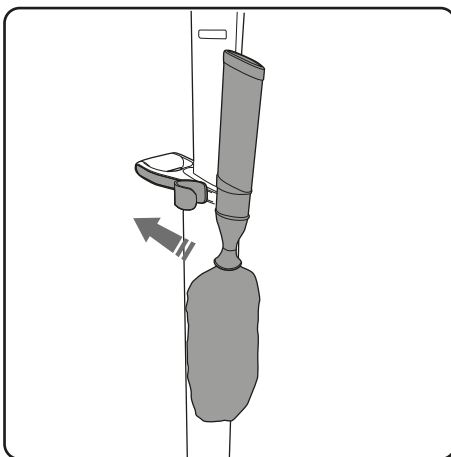


To attach the speed clean handle, insert the pin into the yoke (hole) on the AirRAM head. Push the green locking clip back into the head to secure the handle.

## 2. Duster &amp; clip



Slide the duster's clip into the middle handle.



Slot the duster into the clip.

If you experience any further problems, call Gtech customer service on 01905 345 891.